

SLF PTFE Solenoid Valve

Specification and Features

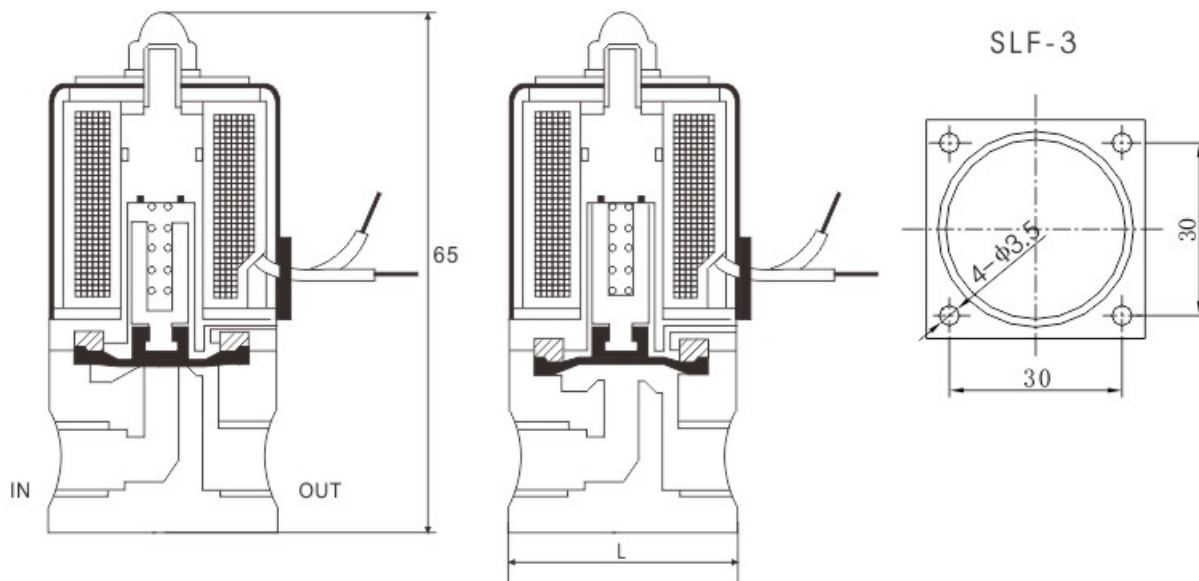
1. 2 way solenoid valve
2. Body Material: PTFE
3. Diaphragm: VITON
4. Media: strong acid, strong base (alkali)
5. Mounting: flow as the arrow, Life is best for growth level installation
6. No leakage



Parameters

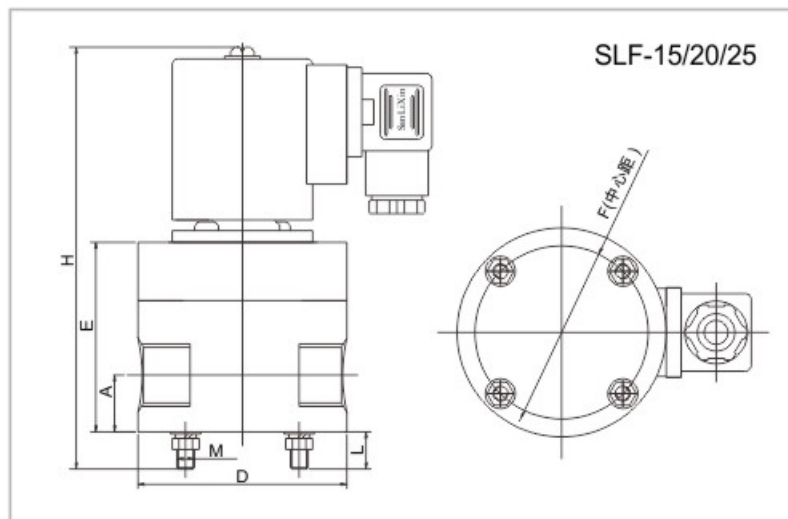
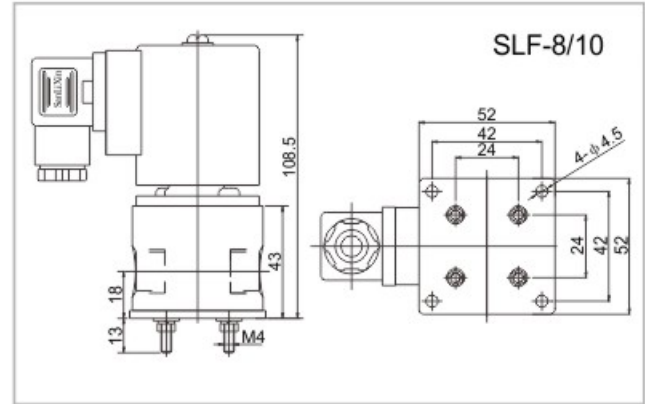
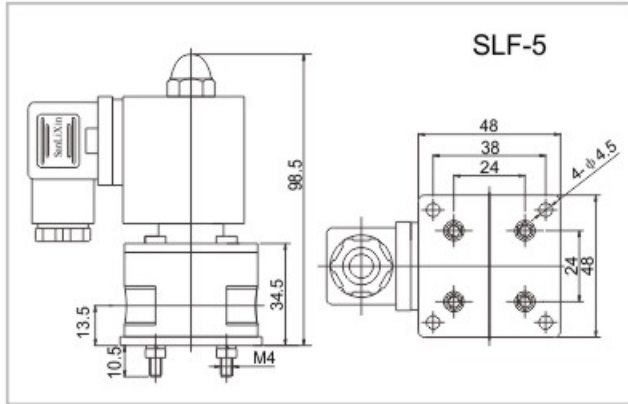
Code	SLF-3	SLF-5	SLF-8	SLF-10	SLF-15	SLF-20	SLF-25
Orifice (mm)	3	5.4	8	10	16	21	27.5
Connection	M8×1	G1/4"	G3/8"		G1/2"	G3/4"	G1"
Working Pressure	0~0.2MPa	0~0.4MPa		0.01~0.6MPa			
PIN	1.0MPa						
Medium	strong acid, strong base (gas、 liquid)						
Media Temperature	MAX.+180℃						
Ambient Temperature	0~60℃						
Power	AC220V	6	17	17	17	17	17
	DC24V	7	17	17	17	17	17
Weight KG	0.24	0.45	0.79	0.79	1.12	1.34	1.73

Construction, external



SLF PTFE Solenoid Valve

Construction, external



Code	Size						
	D	H	E	A	M	L	F
SLF-15	Φ70	129	63.5	19	M5	12.5	Φ58
SLF-20	Φ80	137	71	20	M6	19	Φ67
SLF-25	Φ95	148	82	29	M6	19	Φ75