

ZCT 2/2-Way Series Solenoid Valve • Normally Closed

Solenoid Valves Numbering System for Order

Position description	1	2	3	4	5	6	7	8	9	10
	Valve Series	Mode of Operation	Coil Type	Coil Class	Voltage	Seals Material	Body Material	Pipe Size	Orifice (φ mm)	Options
E.G.	ZCT	1	A	H	02	V	5	D	10	<input type="checkbox"/>
	ZCT Series	1: Normally Closed	A: Metallic Housing, DIN Standard	F:F class	02=220VAC 230VAC 50/60HZ	V: VITON	5=Stainless Steel	A=1/8" B=1/4"	03=3.0	L: Neon Lamp
				H:H class	01=110VAC 120VAC 50/60HZ	T: Teflon		C=3/8" D=1/2"	04=4.0 06=6.0	
			D: DIN Standard Connections, Fully Encapsulated		13=DC24V 12=DC12V			E=3/4" G=1"	15=15.	
			(for orifice φ 3mm only) S: NASS Coil		Contact the Company for other voltage		9=Plexiglas	A=1/8" B=1/4" C=3/8" D=1/2" E=3/4"	03=3.0 06=6.0 10=10. 15=15.	

Sanlixin Solenoid Valve

ZCT 2/2-Way Series Solenoid Valve • Normally Closed

1: 2-Way normally closed solenoid valve; Closed when de-energized, open when energized.

2: Body material: stainless steel and Plexiglas (standard), brass (special made)

3: Max. Allowable pressure 12kgf/cm²;

Ambient Temp. 0°C~65°C (F CLASS) , 0°C~80°C (H CLASS)

4: Flow as the arrow, mounts in any position;

Best position is Solenoid vertical and upright direction.

5: Voltage: 220VAC/230VAC/240VAC/110VAC/24VAC 50/60HZ

24VDC/12V; Voltage Tolerance: +10% to -10% applicable voltage

6: Coil can fix Germany NASS Coil, for the orifice is 3mm only,

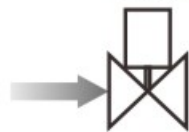
Standard voltage: 220VAC 50/60HZ 24VDC

7: This series valves are offered VITON for Seals



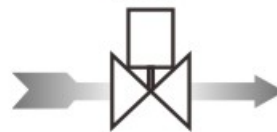
Normally Closed De-energized

Closed

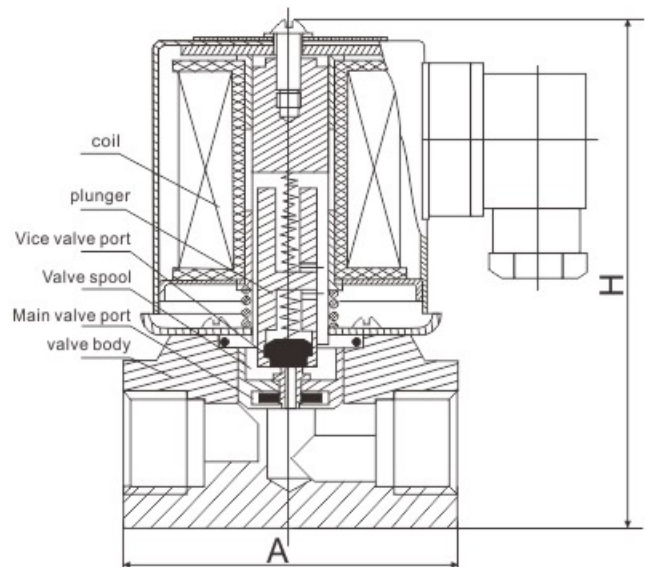


Energized

Open



Construction, External Dimensions Chart



ZCT 2/2-Way Series Solenoid Valve • Normally Closed

Valve Selection List

Pipe Conn- ection	Orifice mm	CV Factor	Operating pressure differential (kgf/cm ²)								Max. Fluids Temp.	Coil Type	Power consumption		Coil Class	External Dimensions Length x Width x Height A x B x H	Model Code Follows Voltage are 220VAC 50/60HZ	Weight (KG)	
			Min.	Max.									VA AC 220 V	W DC 24 V					
				Air Gas		Water Hot water Liquids		Light oil		Steam AC/ DC									
				AC	DC	AC	DC	AC	DC										
1/8"	3	0.23	0	13	10	13	10	10	7	3	130	D	22	13	F	36×36×82	ZCT1DF02V5A03	0.36	
1/4"	3	0.23	0	13	10	13	10	10	7	3	130	D	22	13	F	36×36×82	ZCT1DF02V5B03	0.36	
	4	0.6	0	7	7	7	7	5	5	3	130	D	22	13	F	50×30×82	ZCT1DF02V5B04	0.8	
3/8"	4	0.6	0	7	7	7	7	5	5	3	130	D	22	13	F	50×30×82	ZCT1DF02V5C04	0.8	
	6	0.9	0	6	6	6	6	6	6	5	155	A	19.8	12.5	H	50×30×82	ZCT1AH02V5C06	0.7	
1/2"	6	0.9	0	6	6	6	6	6	6	5	155	A	19.8	12.5	H	50×30×82	ZCT1AH02V5D06	0.7	
	10	1.5	0.1	10	10	10	10	7	7	5	155	A	19.8	22	H	70×38×110	ZCT1AH02V5D10	1.2	
	10	1.5	0	2.5	1.5	2.5	1.5	2	1		130	D	19.8	22	F	70×38×110	ZCT1DF02V5D10	1.2	
3/4"	15	4.5	0.1	10	10	10	10	7	7	5	155	A	19.8	22	H	80×40×115	ZCT1AH02V5E15	1.3	
	15	4.5	0	1.5	1	1.5	1	1	1		130	D	19.8	22	F	80×40×115	ZCT1DF02V5E15	1.3	
1"	15	4.5	0.1	10	10	10	10	7	7	5	155	A	19.8	22	H	80×40×115	ZCT1AH02V5G15	1.2	
	15	4.5	0	1.5	1	1.5	1	1	1		130	D	19.8	22	F	80×40×115	ZCT1DF02V5G15	1.2	

ZCT Series • 2/2-Way Plexiglas Solenoid Valve • Normally Closed

Valve Selection List

Pipe Conn- ection	Orifice mm	CV Factor	Operating pressure differential (kgf/cm ²)						Max. Fluids Temp.	Coil Type	Power consumption		Coil Class	External Dimensions Length x Width x Height L x W x H	Model Code Follows Voltage are 220VAC 50/60HZ	Weight (KG)	
			Min.	Max.							VA AC 220 V	W DC 24 V					
				Air Gas		Water Hot water Liquids											
				AC	DC	AC	DC	AC									DC
1/4"	6	0.6	0	6	6	6	6	80	D	33	32	F	50×30×82	ZCT1DF02V10B06	0.4		
3/8"	6	0.6	0	6	6	6	6	80	D	33	32	F	50×30×82	ZCT1DF02V10C06	0.4		
1/2"	6	0.6	0	6	6	6	6	80	D	33	32	F	50×30×80	ZCT1DF02V10D06	0.4		
1/2"	10	1.5	0.1	10	10	10	10	80	D	19.8	22	F	80×40×98	ZCT1DF02V10D10	0.55		
3/4"	15	4.5	0.1	10	10	10	10	80	D	19.8	22	F	80×40×98	ZCT1DF02V10E15	0.55		